



ASBK.COM.AU f t i y

Round 7 : Phillip Island GP Circuit : October 12 - 14

HORSELL CONSULTING AUSTRALIAN SIDECAR CHAMPIONSHIP

Race 2

Date: 14/10/18
 Event: R09
 Weather: Partly cloudy - Temp: 24.6C
 Track: Dry - Temp: 42.3C

Started at: 12:32:10
 Laps: 7
 Starters: 14
 Printed at: 12:52

PROVISIONAL CLASSIFICATION


Pos	No	Name	Class	Machine	Laps	Race Time	Behind	Fastest Lap	On Lap	Top Speed
1	1	David BOUGHEN / Robbie SHORTER (QLD)	F1	LCR Suzuki 1000	7	12:31.081		1:45.619	6	234
2	27	Howard FORD / Lee MENZIES (QLD) / California Custom Products / Lindsay Donai M-cycles	F1	LCR Suzuki 1000	7	12:44.233	13.152	1:46.595	3	234
3	54	Mick ALTON / Christine CLANCY (NSW) / J&C Contracting / Pagid Brakes / Mick DeWith M-sport	F2	LCR Suzuki 600	7	12:47.389	16.308	1:47.815	3	230
4	20	Graeme EVANS / Jarrod SCOTT (WA) / Rick Hanger Racing	F1	RHR Kawasaki 1000	7	12:52.624	21.543	1:48.316	3	235
5	15	Jeff BROWN / Darren SHELDRIK (NSW) / APW M-cycles / Motul Oils / RK Chains / DJS Tree Services / SDG Moto	F1	JBR Suzuki 1000	7	12:53.766	22.685	1:48.151	7	225
6	4	Bruce COLLINS / Peter DEANGELIS (VIC)	F2	LCR Honda 598	7	12:56.210	25.129	1:49.560	2	224
7	26	Patrick CLANCY / Stephen BONNEY (VIC) / Alton Racing / J & C Contracting / Pagid Brakes	F2	Shelb. Honda 598	7	13:18.551	47.470	1:50.869	4	216
8	5	Richard GOODALE / Scott GOODALE (VIC)	F2	Shelb. Honda 598	7	13:20.900	49.819	1:52.563	6	216
9	38	John CLANCY / Warren GRUBB (VIC) / J & C Contracting / DeWith Motorsports	F2	LCR Suzuki 600	7	13:35.813	1:04.732	1:54.383	4	201
10	18	Simon REYNOLDS / Kathryn WARNE (NSW)	F2	Watson Yamaha 600	7	14:13.485	1:42.404	1:59.660	7	202
11	45	Andrew PHILLIPS / Barry MARTIN (QLD)	F2	Shelb. Honda 598	7	14:13.512	1:42.431	1:59.774	6	196
12	300	Matthew BROWN / Nathan ASTILL (NSW)	F2	Shelb. Honda 598	7	14:30.352	1:59.271	2:01.747	2	193
13	007	Trevor LOVE / Aimee TURNER (NSW)	F2	Watson Honda 598	6	12:43.697	1 Lap	2:04.937	3	192
DNF	10	Murray STRONACH / Melanie SCHLUTER (WA) / Aceman Enterprises / City Truck Panel and Paint / Swan Towing	F1	RHR Suzuki 1000	6	11:23.669	1 Lap	1:51.237	2	234

Fastest Lap was 1:45.619 by David BOUGHEN / Robbie SHORTER (QLD)

Current race lap record for SCR class - 1:38.896 by Steve ABBOTT / Jamie BIGGS (UK) on a set on 13/11/05


The results are provisional until the end of the time limit for protests and appeals.


 Chief Time Keeper - Scott Laing


 Clerk of Course - Tom Williams



www.computime.com.au
 COMPUTIME RACE TIMING SYSTEMS PTY LTD





ASBK.COM.AU f t i y

Round 7 : Phillip Island GP Circuit : October 12 - 14

HORSELL CONSULTING AUSTRALIAN SIDECAR CHAMPIONSHIP

Race 2

Date: 14/10/18
 Event: R09
 Weather: Partly cloudy - Temp: 24.6C
 Track: Dry - Temp: 42.3C


Started at: 12:32:10
 Laps: 7
 Starters: 14
 Printed at: 12:52

PROVISIONAL LAP TIMES

No	Name	Lap 1	Lap 2	Lap 3	Lap 4	Lap 5	Lap 6	Lap 7
007	Trevor LOVE / Aimee TURNER (NSW)	2:12.733	2:06.330	2:04.937	2:06.375	2:05.809	2:07.513	
1	David BOUGHEN / Robbie SHORTER (QLD)	1:53.377	1:46.706	1:46.368	1:46.427	1:46.349	1:45.619	1:46.235
4	Bruce COLLINS / Peter DEANGELIS (VIC)	1:57.183	1:49.560	1:49.680	1:49.802	1:50.154	1:49.757	1:50.074
5	Richard GOODALE / Scott GOODALE (VIC)	2:01.483	1:53.999	1:53.413	1:52.945	1:53.197	1:52.563	1:53.300
10	Murray STRONACH / Melanie SCHLUTER (WA)	1:59.682	1:51.237	1:52.106	1:52.789	1:54.145	1:53.710	
15	Jeff BROWN / Darren SHELDRIK (NSW)	1:57.141	1:49.558	1:50.504	1:49.181	1:49.952	1:49.279	1:48.151
18	Simon REYNOLDS / Kathryn WARNE (NSW)	2:08.269	2:01.426	2:00.928	2:00.762	2:01.724	2:00.716	1:59.660
20	Graeme EVANS / Jarrod SCOTT (WA)	1:55.053	1:48.978	1:48.316	1:48.615	1:49.140	1:50.846	1:51.676
26	Patrick CLANCY / Stephen BONNEY (VIC)	2:08.429	1:52.267	1:51.451	1:50.869	1:52.104	1:52.531	1:50.900
27	Howard FORD / Lee MENZIES (QLD)	1:53.641	1:47.637	1:46.595	1:49.468	1:48.928	1:49.590	1:48.374
38	John CLANCY / Warren GRUBB (VIC)	2:05.906	1:54.698	1:54.715	1:54.383	1:55.069	1:55.200	1:55.842
45	Andrew PHILLIPS / Barry MARTIN (QLD)	2:08.914	2:01.580	2:00.315	2:00.797	2:01.755	1:59.774	2:00.377
54	Mick ALTON / Christine CLANCY (NSW)	1:56.378	1:47.902	1:47.815	1:49.363	1:48.765	1:48.117	1:49.049
300	Matthew BROWN / Nathan ASTILL (NSW)	2:08.809	2:01.747	2:01.831	2:03.535	2:04.609	2:05.158	2:04.663

The results are provisional until the end of the time limit for protests and appeals.


 Chief Time Keeper - Scott Laing


 Clerk of Course - Tom Williams



www.computime.com.au
 COMPUTIME RACE TIMING SYSTEMS PTY LTD



Round 7 : Phillip Island GP Circuit : October 12 - 14

HORSELL CONSULTING AUSTRALIAN SIDECAR CHAMPIONSHIP

Race 2

Date: 14/10/18
Event: R09
Weather: Partly cloudy - Temp: 24.6C
Track: Dry - Temp: 42.3C

Started at: 12:32:10
Laps: 7
Starters: 14
Printed at: 12:52

PROVISIONAL SPLIT TIMES

Lap	Split 1	Split 2	Split 3	Split 4	Lap Time	Spd	Lap	Split 1	Split 2	Split 3	Split 4	Lap Time	Spd
007 Trevor LOVE / Aimee TURNER (NSW) (13th)							2	26.585	32.542	21.130	30.980	1:51.237	234
1	37.896	36.205	23.884	34.748	2:12.733	158	3	26.781	32.774	21.808	30.743	1:52.106	234
2	30.032	36.695	24.276	35.327	2:06.330	191	4	26.996	32.387	21.876	31.530	1:52.789	226
3	29.762	35.722	24.608	34.845	2:04.937	192	5	27.307	33.454	22.193	31.191	1:54.145	220
4	30.009	36.401	24.946	35.019	2:06.375	191	6	27.072	33.075	21.787	31.776	1:53.710	227
5	30.418	36.100	24.509	34.782	2:05.809	190	15 Jeff BROWN / Darren SHELDRIK (NSW) (5th)						
6	30.841	37.252	24.489	34.931	2:07.513	191	1	33.121	32.896	20.940	30.184	1:57.141	173
1 David BOUGHEN / Robbie SHORTER (QLD) (1st)							2	26.107	32.271	21.067	30.113	1:49.558	225
1	31.522	32.092	20.462	29.301	1:53.377	180	3	26.476	33.093	20.937	29.998	1:50.504	220
2	25.088	31.849	20.340	29.429	1:46.706	229	4	26.499	31.996	20.882	29.804	1:49.181	220
3	25.114	31.625	20.377	29.252	1:46.368	231	5	26.700	32.003	21.074	30.175	1:49.952	207
4	25.078	31.641	20.463	29.245	1:46.427	232	6	26.827	31.500	20.771	30.181	1:49.279	202
5	25.065	31.922	20.121	29.241	1:46.349	234	7	26.164	31.714	20.638	29.635	1:48.151	217
6	25.142	31.407	20.013	29.057	1:45.619	225	18 Simon REYNOLDS / Kathryn WARNE (NSW) (10th)						
7	25.120	31.302	20.315	29.498	1:46.235	227	1	35.791	35.535	23.645	33.298	2:08.269	168
4 Bruce COLLINS / Peter DEANGELIS (VIC) (6th)							2	29.373	35.369	23.325	33.359	2:01.426	202
1	32.828	32.867	21.212	30.276	1:57.183	171	3	29.298	34.863	23.617	33.150	2:00.928	201
2	25.744	32.262	21.064	30.490	1:49.560	223	4	29.044	35.080	23.378	33.260	2:00.762	197
3	26.043	32.130	21.049	30.458	1:49.680	224	5	29.927	35.151	23.276	33.370	2:01.724	182
4	26.227	32.257	21.091	30.227	1:49.802	215	6	29.115	35.329	23.420	32.852	2:00.716	195
5	26.533	32.171	21.118	30.332	1:50.154	212	7	28.402	34.991	23.152	33.115	1:59.660	202
6	26.395	32.420	20.772	30.170	1:49.757	215	20 Graeme EVANS / Jarrod SCOTT (WA) (4th)						
7	26.437	32.167	20.924	30.546	1:50.074	217	1	32.993	32.143	20.602	29.315	1:55.053	178
5 Richard GOODALE / Scott GOODALE (VIC) (8th)							2	25.351	32.531	20.834	30.262	1:48.978	235
1	34.253	34.000	21.783	31.447	2:01.483	173	3	25.916	32.135	20.515	29.750	1:48.316	232
2	27.107	33.285	21.890	31.717	1:53.999	216	4	25.416	32.598	20.476	30.125	1:48.615	232
3	27.115	32.956	21.568	31.774	1:53.413	213	5	25.609	32.255	20.574	30.702	1:49.140	227
4	26.942	33.144	21.428	31.431	1:52.945	214	6	26.731	32.438	21.160	30.517	1:50.846	216
5	27.160	33.102	21.552	31.383	1:53.197	212	7	26.534	33.185	21.337	30.620	1:51.676	216
6	26.962	32.614	21.391	31.596	1:52.563	213	26 Patrick CLANCY / Stephen BONNEY (VIC) (7th)						
7	27.086	33.141	21.414	31.659	1:53.300	213	1	39.586	34.591	21.839	32.413	2:08.429	126
10 Murray STRONACH / Melanie SCHLUTER (WA) (DNF)							2	26.178	32.899	21.670	31.520	1:52.267	209
1	34.533	32.756	21.576	30.817	1:59.682	187	3	26.314	32.813	21.359	30.965	1:51.451	213

Scott Laing
Chief Time Keeper - Scott Laing

Tom Williams
Clerk of Course - Tom Williams





ASBK.COM.AU f t i y

Round 7 : Phillip Island GP Circuit : October 12 - 14

HORSELL CONSULTING AUSTRALIAN SIDECAR CHAMPIONSHIP

Race 2

Date: 14/10/18
 Event: R09
 Weather: Partly cloudy - Temp: 24.6C
 Track: Dry - Temp: 42.3C

Started at: 12:32:10
 Laps: 7
 Starters: 14
 Printed at: 12:52

PROVISIONAL SPLIT TIMES

Lap	Split 1	Split 2	Split 3	Split 4	Lap Time	Spd	Lap	Split 1	Split 2	Split 3	Split 4	Lap Time	Spd
4	26.492	32.582	21.318	30.477	1:50.869	213	3	28.915	35.161	23.215	33.024	2:00.315	196
5	26.243	33.148	21.563	31.150	1:52.104	216	4	29.036	34.878	23.842	33.041	2:00.797	188
6	26.512	33.122	21.523	31.374	1:52.531	215	5	29.270	35.934	23.145	33.406	2:01.755	185
7	25.838	32.710	21.368	30.984	1:50.900	214	6	29.020	35.425	22.715	32.614	1:59.774	191
							7	28.114	36.227	23.082	32.954	2:00.377	196
27 Howard FORD / Lee MENZIES (QLD) (2nd)													
1	32.135	32.053	20.179	29.274	1:53.641	184	54 Mick ALTON / Christine CLANCY (NSW) (3rd)						
2	25.920	31.821	20.253	29.643	1:47.637	231	1	32.697	32.333	21.318	30.030	1:56.378	173
3	25.916	31.151	20.039	29.489	1:46.595	234	2	25.979	31.861	20.441	29.621	1:47.902	220
4	26.302	31.787	20.776	30.603	1:49.468	222	3	25.574	31.987	20.319	29.935	1:47.815	230
5	26.220	32.020	20.765	29.923	1:48.928	226	4	26.174	31.745	20.488	30.956	1:49.363	219
6	26.372	32.550	20.785	29.883	1:49.590	222	5	25.902	32.062	20.647	30.154	1:48.765	220
7	26.073	32.055	20.397	29.849	1:48.374	224	6	26.010	31.679	20.504	29.924	1:48.117	218
							7	25.873	31.952	20.674	30.550	1:49.049	218
38 John CLANCY / Warren GRUBB (VIC) (9th)							300 Matthew BROWN / Nathan ASTILL (NSW) (12th)						
1	37.512	34.041	22.370	31.983	2:05.906	154	1	36.263	35.943	23.152	33.451	2:08.809	153
2	27.395	33.674	22.047	31.582	1:54.698	197	2	29.016	35.970	23.296	33.465	2:01.747	193
3	27.287	33.670	22.094	31.664	1:54.715	200	3	29.027	35.617	23.204	33.983	2:01.831	187
4	27.446	33.299	21.907	31.731	1:54.383	201	4	29.652	36.465	23.616	33.802	2:03.535	185
5	27.403	33.944	21.977	31.745	1:55.069	199	5	30.052	36.418	23.588	34.551	2:04.609	178
6	27.470	33.727	22.240	31.763	1:55.200	198	6	30.584	37.102	23.627	33.845	2:05.158	179
7	27.255	33.879	22.175	32.533	1:55.842	199	7	29.923	37.038	23.720	33.982	2:04.663	181
45 Andrew PHILLIPS / Barry MARTIN (QLD) (11th)													
1	38.210	34.598	23.095	33.011	2:08.914	141							
2	29.072	35.524	23.293	33.691	2:01.580	190							

The results are provisional until the end of the time limit for protests and appeals.

Scott Laing
 Chief Time Keeper - Scott Laing

Tom Williams
 Clerk of Course - Tom Williams



www.computime.com.au
 COMPUTIME RACE TIMING SYSTEMS PTY LTD





ASBK.COM.AU f t i y

Round 7 : Phillip Island GP Circuit : October 12 - 14

HORSELL CONSULTING AUSTRALIAN SIDECAR CHAMPIONSHIP

Race 2

Date: 14/10/18
 Event: R09
 Weather: Partly cloudy - Temp: 24.6C
 Track: Dry - Temp: 42.3C


Started at: 12:32:10
 Laps: 7
 Starters: 14
 Printed at: 12:52

PROVISIONAL FASTEST LAPS SEQUENCE

Lap	Race Pos	No	Name	Machine	Fastest Lap	On Lap
1	1	1	David BOUGHEN / Robbie SHORTER (QLD)	LCR Suzuki 1000	1:53.377	1
2	1	1	David BOUGHEN / Robbie SHORTER (QLD)	LCR Suzuki 1000	1:46.706	2
3	1	1	David BOUGHEN / Robbie SHORTER (QLD)	LCR Suzuki 1000	1:46.368	3
5	1	1	David BOUGHEN / Robbie SHORTER (QLD)	LCR Suzuki 1000	1:46.349	5
6	1	1	David BOUGHEN / Robbie SHORTER (QLD)	LCR Suzuki 1000	1:45.619	6

The results are provisional until the end of the time limit for protests and appeals.


 Chief Time Keeper - Scott Laing


 Clerk of Course - Tom Williams



www.computime.com.au
 COMPUTIME RACE TIMING SYSTEMS PTY LTD





ASBK.COM.AU f t i y

Round 7 : Phillip Island GP Circuit : October 12 - 14

HORSELL CONSULTING AUSTRALIAN SIDECAR CHAMPIONSHIP

Race 2

Date: 14/10/18
 Event: R09
 Weather: Partly cloudy - Temp: 24.6C
 Track: Dry - Temp: 42.3C

Started at: 12:32:10
 Laps: 7
 Starters: 14
 Printed at: 12:52

PROVISIONAL LAP SHEET

No	Lap Time	Gap	No	Lap Time	Gap	No	Lap Time	Gap	No	Lap Time	Gap
Lap 1											
1	1:53.377		1	1:46.368		1	1:46.349		1	1:46.235	
27	1:53.641	.264	27	1:46.595	1.422	27	1:48.928	7.042	007	2:07.513	1 lap
20	1:55.053	1.676	54	1:47.815	5.644	20	1:49.140	10.875	27	1:48.374	13.152
54	1:56.378	3.001	20	1:48.316	5.896	54	1:48.765	10.996	54	1:49.049	16.308
15	1:57.141	3.764	4	1:49.680	9.972	15	1:49.952	17.109	20	1:51.676	21.543
4	1:57.183	3.806	15	1:50.504	10.752	4	1:50.154	17.152	15	1:48.151	22.685
10	1:59.682	6.305	10	1:52.106	16.574	10	1:54.145	30.732	4	1:50.074	25.129
5	2:01.483	8.106	5	1:53.413	22.444	5	1:53.197	35.810	26	1:50.900	47.470
38	2:05.906	12.529	26	1:51.451	25.696	26	1:52.104	35.893	5	1:53.300	49.819
18	2:08.269	14.892	38	1:54.715	28.868	38	1:55.069	45.544	38	1:55.842	1:04.73
26	2:08.429	15.052	18	2:00.928	44.172	18	2:01.724	1:13.88	18	1:59.660	1:42.40
300	2:08.809	15.432	45	2:00.315	44.358	45	2:01.755	1:14.13	45	2:00.377	1:42.43
45	2:08.914	15.537	300	2:01.831	45.936	300	2:04.609	1:21.30	300	2:04.663	1:59.27
007	2:12.733	19.356	007	2:04.937	57.549	007	2:05.809	1:36.95			
Lap 2											
1	1:46.706		1	1:46.427		1	1:45.619				
27	1:47.637	1.195	27	1:49.468	4.463	27	1:49.590	11.013			
20	1:48.978	3.948	20	1:48.615	8.084	54	1:48.117	13.494			
54	1:47.902	4.197	54	1:49.363	8.580	20	1:50.846	16.102			
15	1:49.558	6.616	4	1:49.802	13.347	15	1:49.279	20.769			
4	1:49.560	6.660	15	1:49.181	13.506	4	1:49.757	21.290			
10	1:51.237	10.836	10	1:52.789	22.936	10	1:53.710	38.823			
5	1:53.999	15.399	5	1:52.945	28.962	5	1:52.563	42.754			
38	1:54.698	20.521	26	1:50.869	30.138	26	1:52.531	42.805			
26	1:52.267	20.613	38	1:54.383	36.824	38	1:55.200	55.125			
18	2:01.426	29.612	18	2:00.762	58.507	45	1:59.774	1:28.28			
45	2:01.580	30.411	45	2:00.797	58.728	18	2:00.716	1:28.97			
300	2:01.747	30.473	300	2:03.535	1:03.04	300	2:05.158	1:40.84			
007	2:06.330	38.980	007	2:06.375	1:17.49						
Lap 3											
Lap 4											
Lap 5											
Lap 6											
Lap 7											

The results are provisional until the end of the time limit for protests and appeals.

Scott Laing
 Chief Time Keeper - Scott Laing

Tom Williams
 Clerk of Course - Tom Williams



www.computime.com.au
 COMPUTIME RACE TIMING SYSTEMS PTY LTD





ASBK.COM.AU f t i y

Round 7 : Phillip Island GP Circuit : October 12 - 14

HORSELL CONSULTING AUSTRALIAN SIDECAR CHAMPIONSHIP

Race 2

Date: 14/10/18
 Event: R09
 Weather: Partly cloudy - Temp: 24.6C
 Track: Dry - Temp: 42.3C

Started at: 12:32:10
 Laps: 7
 Starters: 14
 Printed at: 12:52

PROVISIONAL LAP CHART

Grid	1	2	3	4	5	6	7
1	1	1	1	1	1	1	1
27	27	27	27	27	27	27	27
54	20	20	54	20	20	54	54
15	54	54	20	54	54	20	20
20	15	15	4	4	15	15	15
26	4	4	15	15	4	4	4
4	10	10	10	10	10	10	26
5	5	5	5	5	5	5	5
38	38	38	26	26	26	26	38
18	18	26	38	38	38	38	18
300	26	18	18	18	18	45	45
45	300	45	45	45	45	18	300
007	45	300	300	300	300	300	
	007	007	007	007	007	007	

The results are provisional until the end of the time limit for protests and appeals.

Scott Laing
 Chief Time Keeper - Scott Laing

Tom Williams
 Clerk of Course - Tom Williams



www.computime.com.au
 COMPUTIME RACE TIMING SYSTEMS PTY LTD





ASBK.COM.AU f t i y

Round 7 : Phillip Island GP Circuit : October 12 - 14

HORSELL CONSULTING AUSTRALIAN SIDECAR CHAMPIONSHIP PROVISIONAL PROGRESSIVE SERIES POINTS

AUSTRALIAN SIDECAR CHAMPIONSHIP CHAMPIONSHIP - F1 CLASS

Pos	No	Name	Rnd 1 W/fld	Rnd 2 MP	Rnd 3 Wint	Rnd 4 Pole	Rnd 4 Race 1	Rnd 4 Race 2	Total
1	27	H. FORD / L. MENZIES	67	58	58		20	20	223
2	1	D. BOUGHEN / R. SHORTER	1	75	75	1	25	25	202
3	15	J. BROWN / D. SHELDRIK	60	50	56		15	16	197
4	54	M. ALTON / C. CLANCY	53	38	51		18	18	178
5	5	R. GOODALE / S. GOODALE	46	47	43		13	13	162
6	38	J. CLANCY / W. GRUBB	40	38	44		12	12	146
7	26	P. CLANCY / S. BONNEY	30	44	32		14	14	134
8	18	S. REYNOLDS / K. WARNE	34	19	12		10	11	86
9	14	N. BEARE / D. BEARE	45		30				75
10	007	T. LOVE / A. TURNER	32	23			9	8	72
11		McKINNON / TURNER	26	27					53
12		D. EDIS / M. SCHLUTER	51						51
13		KEPPELL / TURNER		49					49
14	296	S. JUDD / R. SPANKNEBEL		20	23				43
15	52	N. TURNER / D. TURNER			38				38
16	20	G. EVANS / J. SCOTT					17	17	34
17		K. HOARE / BOUGHEN		33					33
18	4	B. COLLINS / P. DEANGELIS					16	15	31
19		ABELL / ABELL		23					23
20		BUXTON / CHARTERS		23					23
21	45	A. PHILLIPS / B. MARTIN					11	10	21
22	97	M. SCOTT / S. MILLER			21				21
23		UNDERWOOD / TRAIN		19					19
24		POUCHER / POUCHER	18						18
25		KELLY / TURNER		16					16
26	300	M. BROWN / N. ASTILL						9	9

AUSTRALIAN SIDECAR CHAMPIONSHIP CHAMPIONSHIP - F2 CLASS

Pos	No	Name	Rnd 1 W/fld	Rnd 2 MP	Rnd 3 Wint	Rnd 4 Pole	Rnd 4 Race 1	Rnd 4 Race 2	Total
1	54	M. ALTON / C. CLANCY	67	51	76	1	25	25	245
2	5	R. GOODALE / S. GOODALE	53	65	54		17	17	206
3	38	J. CLANCY / W. GRUBB	49	50	54		16	16	185
4	26	P. CLANCY / S. BONNEY	36	56	40		18	18	168
5	18	S. REYNOLDS / K. WARNE	43	31	17		14	15	120
6	007	T. LOVE / A. TURNER	41	44			13	12	110
7	296	S. JUDD / R. SPANKNEBEL		43	32				75
8		McKINNON / TURNER	31	35					66
9		D. EDIS / M. SCHLUTER	60						60
10	4	B. COLLINS / P. DEANGELIS					20	20	40
11	97	M. SCOTT / S. MILLER			30				30
12	45	A. PHILLIPS / B. MARTIN					15	14	29
13		POUCHER / POUCHER	20						20
14	300	M. BROWN / N. ASTILL						13	13

Scott Laing
Chief Time Keeper - Scott Laing

Tom Williams
Clerk of Course - Tom Williams



www.computime.com.au
COMPUTIME RACE TIMING SYSTEMS PTY LTD

